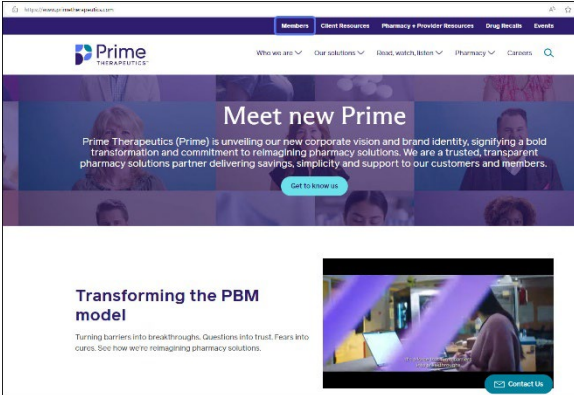




Member portal guide

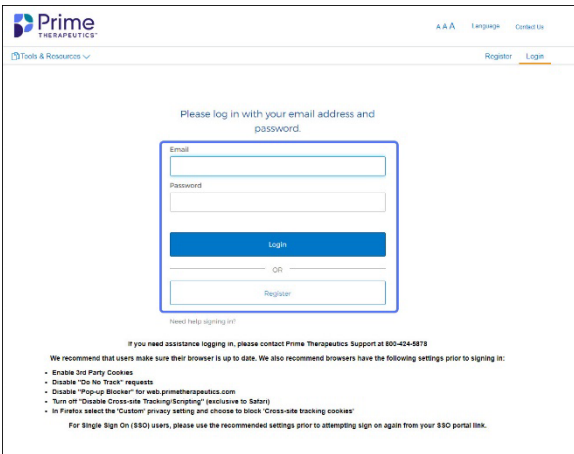
Our secure member portal makes it easy for you to order refills, view claims and more!



STEP ONE

Visit **PrimeTherapeutics.com** and select **Members** at the top of the page.

Scroll down to the **log in to your member portal** section and click on the purple **Prescription Hub** button located in the middle of the page.

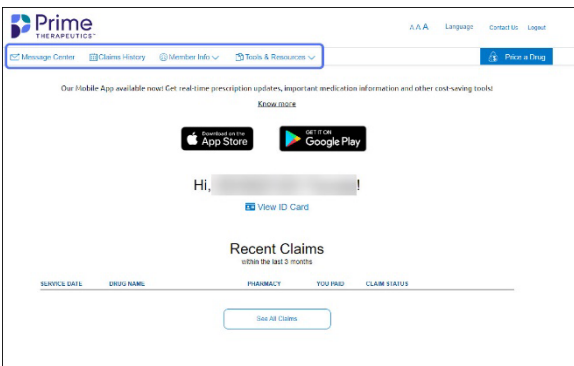


STEP TWO

Log in. You will need to complete the one-time registration process the first time you log in.

To register, fill out the registration form. Click on the confirmation link sent to the email you registered with within 24 hours. You will need to re-register if you don't click on the link within 24 hours.

The link will take you to the member login page. This completes your registration.

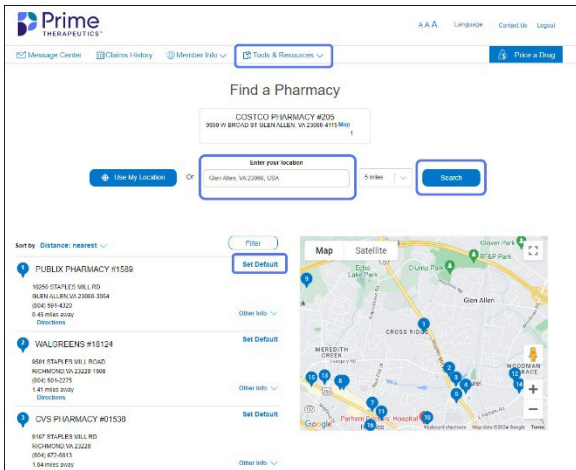


STEP THREE

Explore your dashboard to:

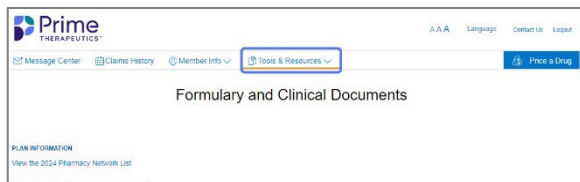
- Access your ID card
- View recent claims
- Access your formulary, and more!

Additional resources:



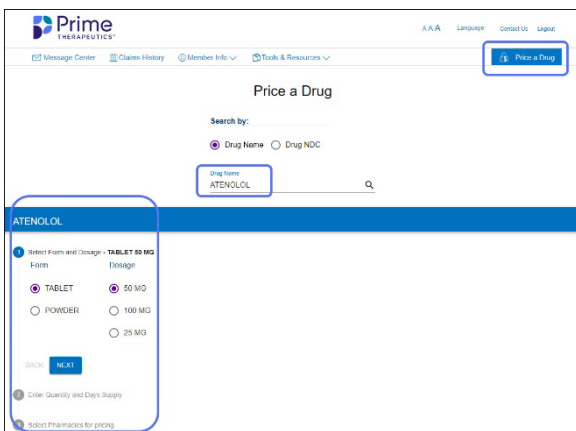
Smart Pharmacy Locator

- Locate pharmacies in your area
- Set default pharmacy



Drug Lookup Tool

- View formulary drug lists
- Look up specific drug details
- Find out if there are any special requirements for your medications, like step therapy or prior authorization



Price a Drug

- Select from previously filled drug and see dosage and strength options based on the drug selected
- Compare drug pricing for up to three retail pharmacies
- Receive drug pricing messages in clear, understandable language
- Search for a drug by using auto-complete feature

Log in today at [PrimeTherapeutics.com](https://www.primetherapeutics.com)

If you have any questions about your prescription benefits, please call us at **800.424.0472**.